

SECURITE SOCIALE



**l'Assurance
Maladie**

一起行动起来，保护每个人

从容微笑， 您也可以拥有保险服务。

留学生们， 关于医疗保险的 好消息。

您现在可以享受一项简单免
费的医疗保险项目

只需登录网站 [etudiant-
etranger.ameli.fr](http://etudiant-etranger.ameli.fr)，并根据要求按
步骤操作即可。



ameli.fr

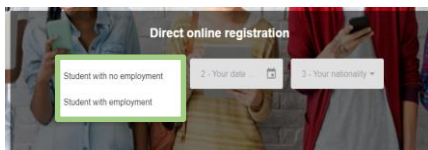
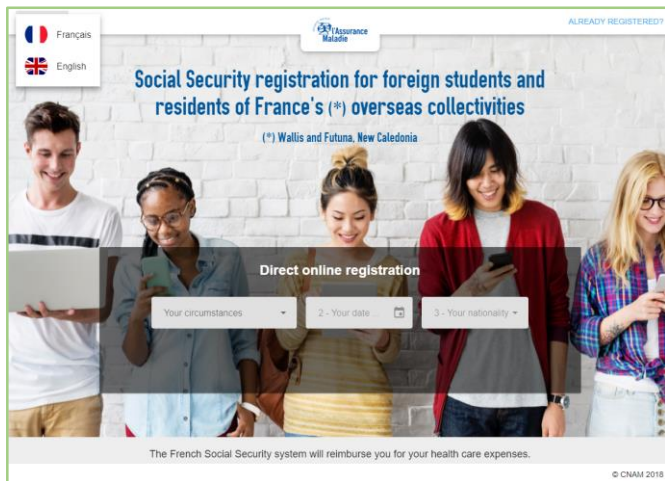
→ 如果您希望赴法国留学

您可以在法国医疗保险部门进行免费注册，便能享受留学生医疗保险补贴。



1

您在高校机构完成入学登记后，即可登录学生专用网站：etudiant-etranger.ameli.fr进行办理



我的职业状况：在职或待业



我的出生日期



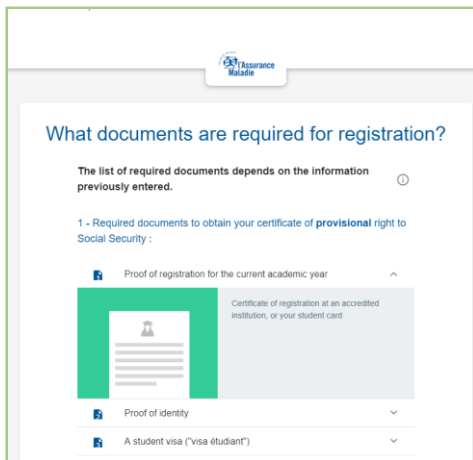
我的国籍

如在下拉菜单中未找到您所属的国家，请选择“其他国家”

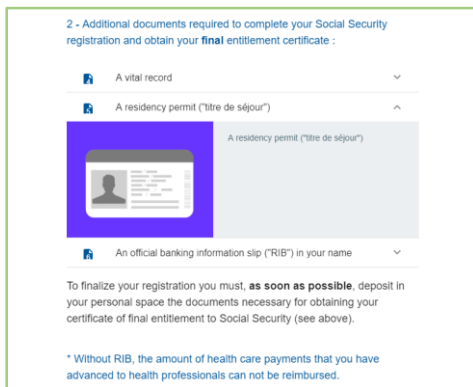


2

办理时请携带所需的相关材料：



- 当前学年的学业证明
- 身份证明
- 学生证

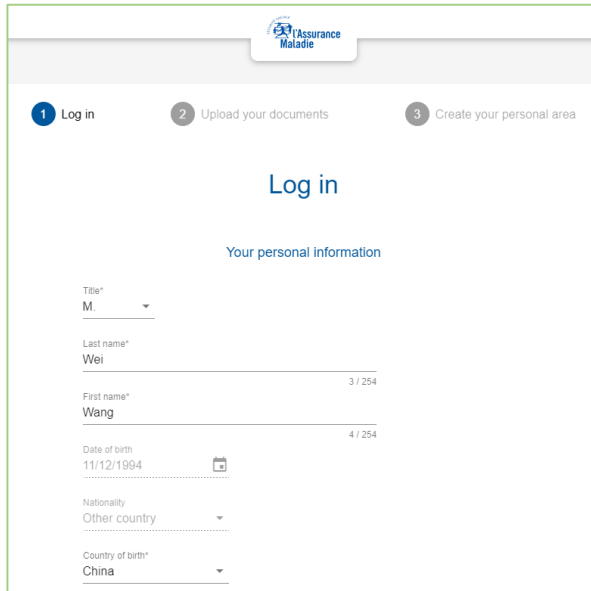


- 民事登记证明文件
- 居留证
- 银行账户信息 (IBAN)

I am in possession, at least, of all the documents necessary for obtaining my certificate of provisional right.

您在网站的注册共分三步进行。

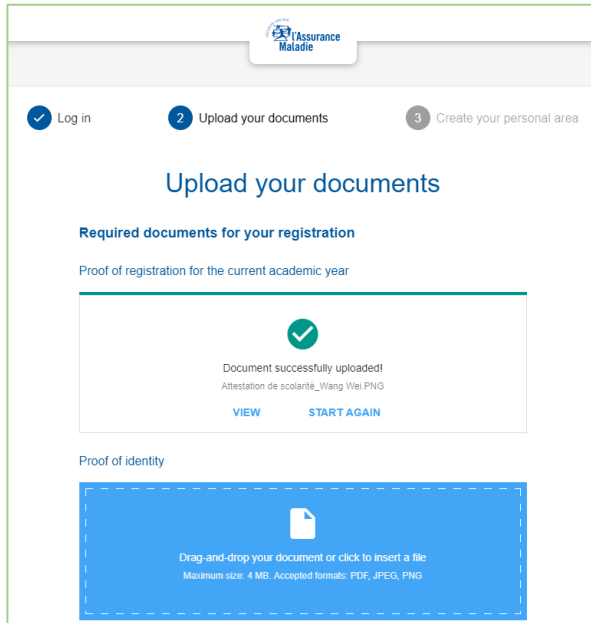
首先，请填写您的个人信息：



The screenshot shows the 'Log in' step of the registration process. At the top, there is a progress bar with three steps: 1. Log in (active), 2. Upload your documents, and 3. Create your personal area. The main heading is 'Log in' and the sub-heading is 'Your personal information'. The form includes the following fields:

- Title*: M. (dropdown menu)
- Last name*: Wei
- First name*: Wang
- Date of birth: 11/12/1994 (calendar icon)
- Nationality: Other country (dropdown menu)
- Country of birth*: China (dropdown menu)

其次，下载相关文件：



The screenshot shows the 'Upload your documents' step of the registration process. At the top, there is a progress bar with three steps: 1. Log in, 2. Upload your documents (active), and 3. Create your personal area. The main heading is 'Upload your documents' and the sub-heading is 'Required documents for your registration'. The page lists the following requirements:

- Proof of registration for the current academic year: A box with a green checkmark and the text 'Document successfully uploaded! Attestation de scolarité_Wang Wei.PNG'. Below this are buttons for 'VIEW' and 'START AGAIN'.
- Proof of identity: A blue dashed box with a document icon and the text 'Drag-and-drop your document or click to insert a file. Maximum size: 4 MB. Accepted formats: PDF, JPEG, PNG'.

最后，检查填写信息无误后并确认注册，即可创建个人账号：

Assurance
Malaise

✓ Log in ✓ Upload your documents 3 Create your personal area

Create your personal area

Personal information

Title : M.
Last name : Wei
First name : Wang
Date of birth : 11/12/1994
Nationality : Other country
Country of birth : China
Date of registration at university : 01/09/2018

Your address

Street number : 30
Complément :
Type de vote : Rue
Street name : de la Chine
Additional address information :
Zip code : 75020
Town : Paris

Your contact information

Email address : wang.wei@gmail.com
Cellphone number : 0645675349

EDIT

Your documents

- Proof of registration for the current academic year
Attestation de scolarité_Wang Wei.PNG
- Proof of identity
Passeport_Wang Wei.PNG
- A student visa ("visa étudiant")
Visa D_Wiang Wei.PNG
- A vital record
- A residency permit ("titre de séjour")
- An official banking information slip ("RIB") in your name

EDIT CONTINUE

Assurance
Malaise

✓ Log in ✓ Upload your documents 3 Create your personal area

Create your personal area

A request to confirm your email address has just been sent to w****@gmail.com. You will need to click on the link appearing in this message in order to create your personal area.

If you do not receive a message, please check your SPAM folder.

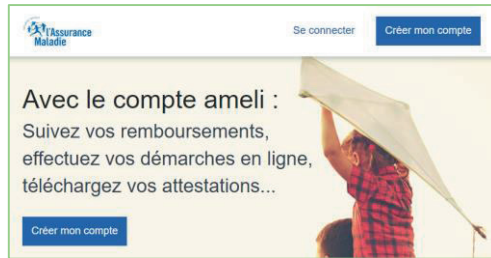
Important! This link is only valid for 1 day.

请记住填写您的电子邮箱以完成注册。



3

在收到您的社保编号之后，就可以在 **ameli.fr** 网站上创建您的个人账户，并申请您的生活卡。



4

在第一次就诊时请申请一位主治医生。



5

为顺利完成医疗费用报销，请选择一个补充医疗保险项目。

您是否需要联系医疗保险部门？
非常简单！

通过邮件办理

请登录您的 **ameli** 账户，并在“我的信息”一栏中查找。

只需拨打

3646 免费服务+通话费用
周一到周五 8:30 至 17:30

如有需要，您可以和一位使用英语的顾问联系。

亲自办理

请前往您的首选医疗保险柜台 (CPAM) 办理